



Saving Your Street Strategies eCourse Certificate as a PDF File

When you finish your MSF Street Strategies eCourse, your Certificate of Completion is immediately available for printing.

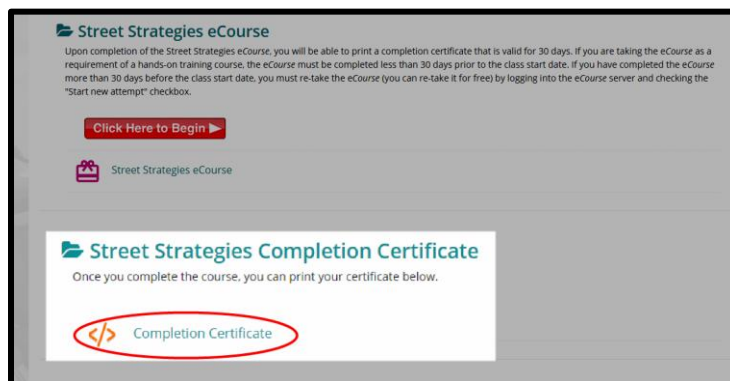
However, if you do not have a printer, you have several options to access your Certificate later.

You can log back in to your eCourse account from any computer with a printer and a network connection using the URL <https://elearning.msf-usa.org>, and your Username and Password.

Access your certificate on the Street Strategies Rider eCourse menu page.



The previously 'Restricted' Completion Certificate is now available. Click to view your certificate.



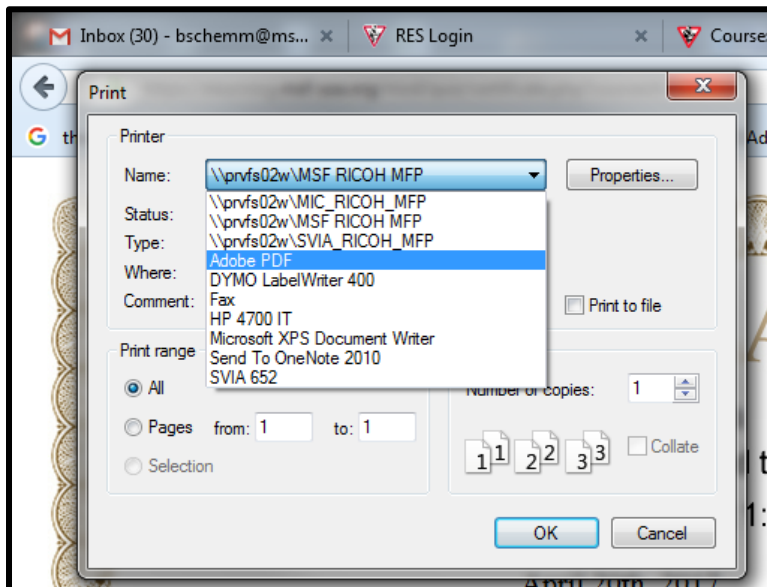


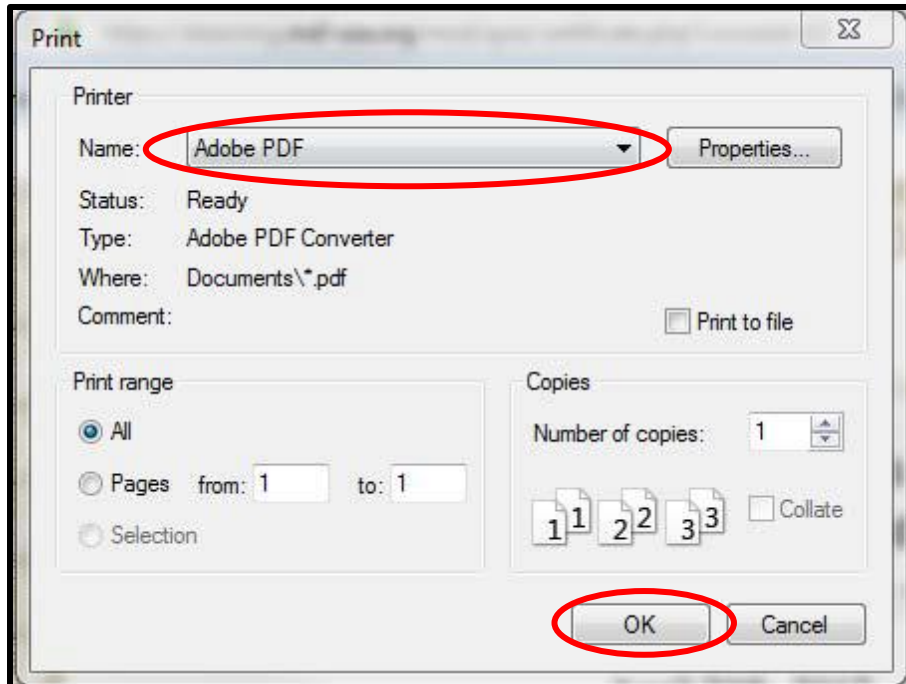
Another option is to save your certificate as a PDF file so that you can email it to yourself or to your training provider.

Follow the instructions on the first page to log into your eCourse and find the link to your certificate on the Basic eCourse 2.0 menu page. This will open your certificate so you can print. You will see a prompt to print.



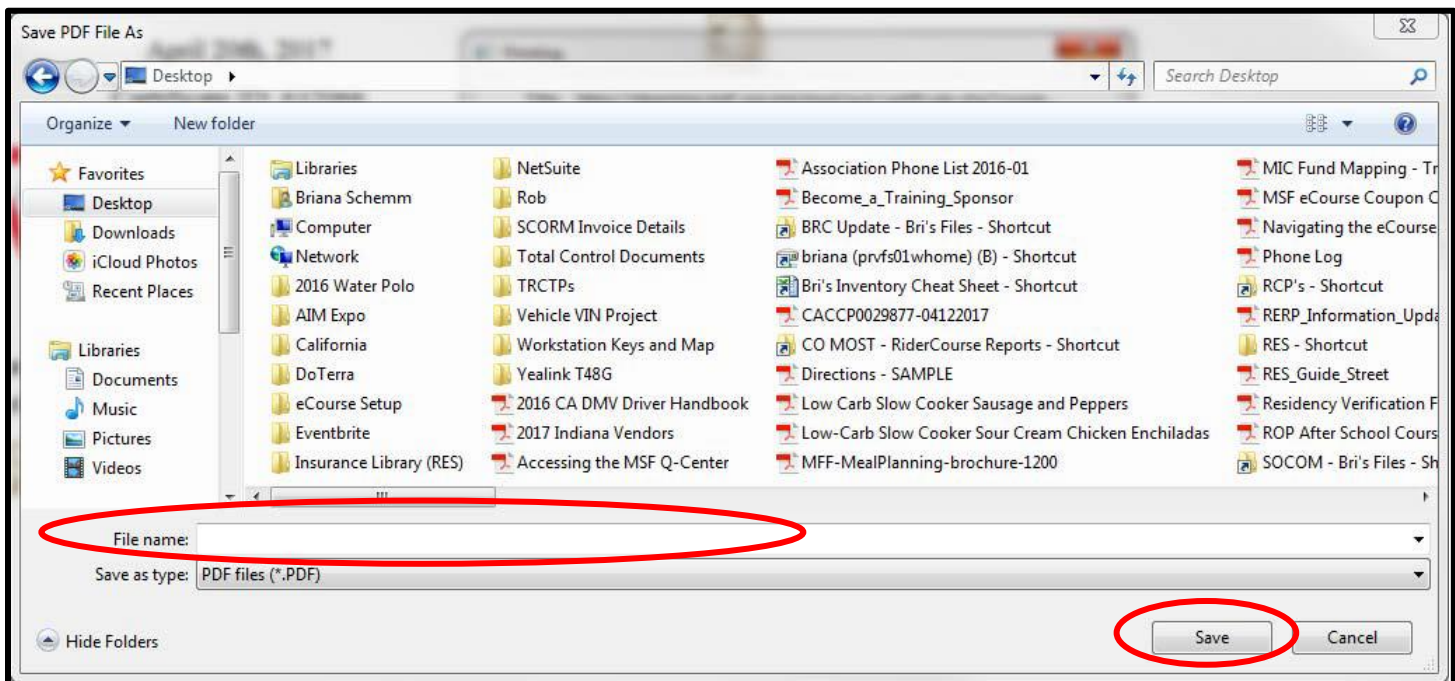
If you do not have a printer, you can choose to save as a PDF file.





Select "Adobe PDF" and Click OK

Your Computer will prompt you to name your certificate and tell it where you want it saved.



MSF Support Desk: msfsupport@msf-usa.org or 949 727 3227 x 3158

Monday – Friday 8:30am – 5:00pm Pacific Time CLOSED WEEKENDS