



How to Enroll in Your MSF Street Strategies *eCourse* Using A Coupon Code

Where to Go to Enroll in Your Street Strategies <i>eCourse</i>	2
Enter Student Information	3
Review and Edit Your Information	4
About Coupon Codes	5
Review and Confirm Registration Information	6
Student Release: Read and Accept	8
Student Release: Accept, Confirm and Complete	9
Your <i>eCourse</i> Login Credentials.....	10
How to Log in if You Can't Find Your Confirmation Information	11



Where to Go to Enroll in Your Street Strategies eCourse


[This is a link to the Enrollment website. You can click here to get started if you are viewing this document on your computer.](https://training.msf-usa.org/eCourse/StreetStrategies)

Alternatively, you can enter it directly into your internet browser (Google Chrome, Internet Explorer, Safari, Firefox, etc.) to begin your enrollment.



The Enrollment URL is <https://training.msf-usa.org/eCourse/StreetStrategies>


When you get to the eCourse enrollment page, it looks like this!



RiderCourse
ENROLLMENT SYSTEM

Enter the information of the students you wish to enroll.

Class Information

 Course Type: Street Strategies eCourse

Age Range	Fee
17 and up	\$19.99

Motorcycle Safety Foundation
eCourse
[elearning.msf-usa.org](https://training.msf-usa.org)

Class Notes:

Minimum System Requirements:

- Internet connection: Broadband connections work best. The MSF Street Strategies eCourse is video intensive.
- You will need access to a printer at the end of the course to print a completion certificate.

Student Information

First Name¹ Middle Name Last Name¹

Address¹

Address2

City¹ State¹ Zip Code¹ Postal Code

Country¹

Home Phone² Work Phone² Mobile Phone²

Email Address¹

Verify Email Address¹

Gender DOB¹ 1988

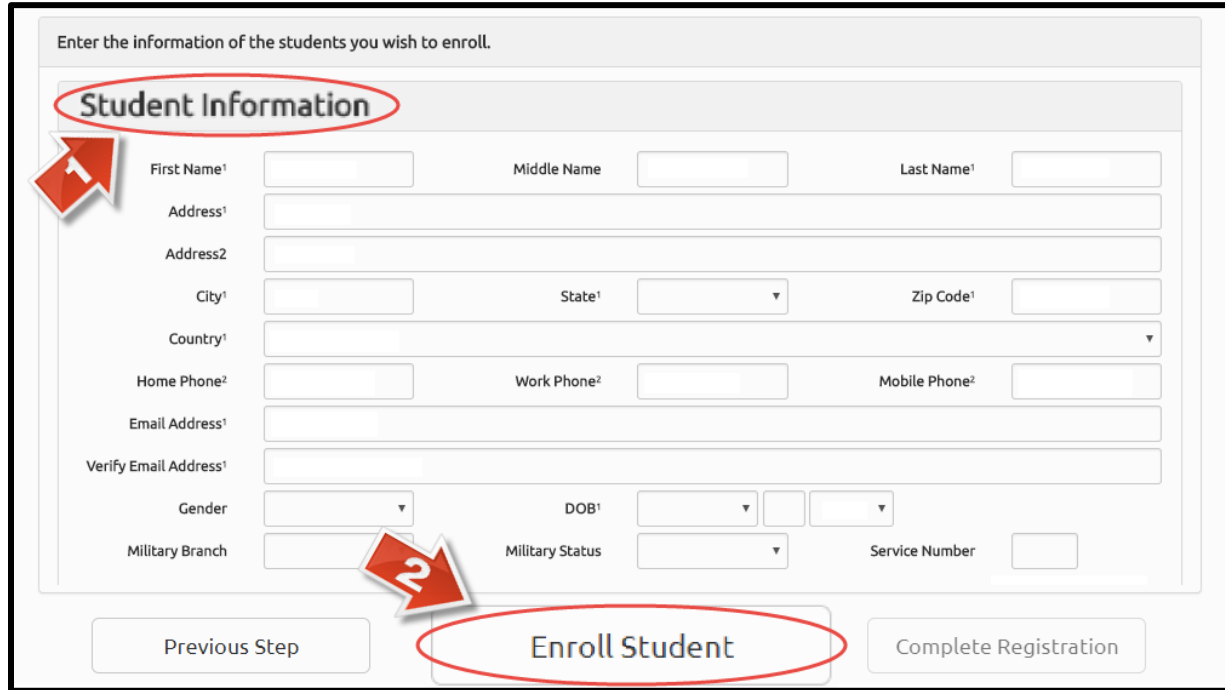
Military Branch³ Military Status³ Service Number³ (Optional, Last five digits)

¹Required fields.
²Minimum One Phone Number Required.
³If you choose to enter your military information, you must fill in all three military fields.

Previous Step Enroll Student Complete Registration

Enter Student Information

1. Enter your **Student Information** in the required fields.



Enter the information of the students you wish to enroll.

Student Information

1

First Name¹ Middle Name Last Name¹

Address¹

Address2

City¹ State¹ Zip Code¹

Country¹

Home Phone² Work Phone² Mobile Phone²

Email Address¹

Verify Email Address¹

Gender DOB¹

Military Branch Military Status Service Number


2

Previous Step **Enroll Student** Complete Registration

2. Click on **Enroll Student**

Review and Edit Your Information (Fix Typos or Mistakes!)

3. If you have entered all required enrollment information, look for this message to appear near the bottom of the page that 'Temporary enrollee successfully added....' It looks like this!



Temporary enrollee successfully added. Temporary enrollees' seats are not reserved until the enrollment process is complete. Click 'Complete Registration' to continue the enrollment process or fill out the form again and click 'Add Additional Student' to add additional temporary enrollees.

Take a moment to review the information listed under heading, **Temporary Enrollee(s)**.

If you made a mistake and need to fix it, click on the **Edit** button to make corrections.

Temporary Enrollee(s)				
Action	Name	Address	DOB	Fee(s)
<input type="button" value="Edit"/> <input type="button" value="Delete"/>	Madison Ward	2 Jenner Irvine, CA 92618	1/1/1989	Street Strategies eCourse \$19.99

Gift card, coupon or promotional code:

Total Amount Due: \$19.99

About Coupon Codes

Your Coupon Code is 12-characters long and a combination of numbers and CAPITAL LETTERS.

There are NO zeros, only CAPITAL o's (OSCAR).

Watch out for the CAPITAL i's (INDIA) and number one's (1-2-3...). They can look very similar.

4. Enter your 12-character Coupon Code in the 'Gift card or promotional code' field.

The **Total Amount Due** remains \$19.99 until you have completed the next step.

Temporary Enrollee(s)

Action	Name	Address	DOB	Fee(s)
<input type="button" value="Edit"/> <input type="button" value="Delete"/>	Madison Ward	2 Jenner Irvine, CA 92618	1/1/1989	Street Strategies eCourse \$19.99

Gift card, coupon or promotional code:

Total Amount Due: \$19.99

5. Click **Apply** and your **Total Amount Due** will change to **\$0.00**.

6. Click **Complete Registration**.

Temporary Enrollee(s)

Action	Name	Address	DOB	Fee(s)
<input type="button" value="Edit"/> <input type="button" value="Delete"/>	Madison Ward	2 Jenner Irvine, CA 92618	1/1/1989	Street Strategies eCourse Coupon: XXXXXXXXLZ72 \$19.99

Gift card, coupon or promotional code:

Coupon: XXXXXXXXLZ72 (\$19.99)

Total Amount Due: \$0.00





Review and Confirm Registration Information

7. At this point, if the **Total Amount Due: \$0.00** and the **Waiver and Indemnification** is visible on the bottom half of the screen, proceed to **Step 8** in this guide and complete the **Student Release**.

Review Registration Information and Confirm.

Registration Information



Motorcycle Safety Foundation eCourse
elearning.msf-usa.org 
Course Type: Street Strategies eCourse

Student(s)	
Name	Fee(s)
Madison Ward	Street Strategies eCourse Coupon: XXXXXXXXLZ72 \$19.99

Gift card, coupon or promotional code:

 Coupon: XXXXXXXXLZ72 (\$19.99)

Total Amount Due: \$0.00

Motorcycle eCourse Waiver & Indemnification org. 01/13

I. READ CAREFULLY: THIS SECTION IS A LEGAL RELEASE, ASSUMPTION OF RISK, WAIVER AND COVENANT NOT TO SUE AGREEMENT


IF YOUR SCREEN LOOKS LIKE THIS, PROCEED TO STUDENT RELEASE



**IF YOU ARE ASKED TO MAKE A CREDIT CARD PAYMENT STOP!
YOUR COUPON CODE WAS NOT PROPERLY APPLIED**

A payment page only appears when there is a remaining balance due. To proceed, enter your 12-character Coupon Code and Click Apply.

Registration Information


Motorcycle Safety Foundation eCourse
elearning.msf-usa.org
Course Type: Street Strategies eCourse

Name	Fee(s)
Madison Ward	Street Strategies eCourse \$19.99

Gift card, coupon or promotional code:

Total Amount Due: \$19.99

Payment Information

American Express MasterCard VISA DISCOVER

Credit Card Number¹ Expires¹ 1 / 2018 CVV2¹

First Name¹ First Name Middle Name Middle Name Last Name¹ Last Name

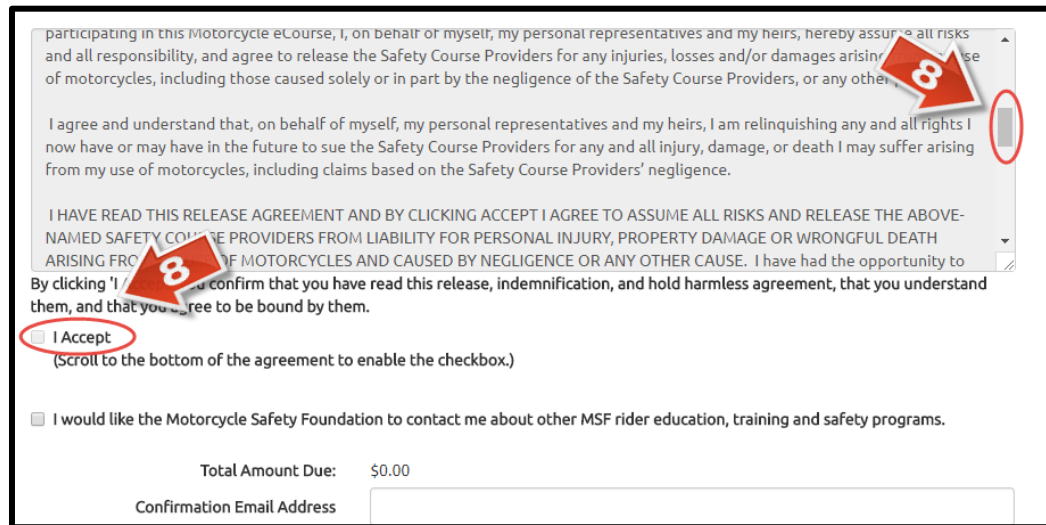
These areas will not be highlighted on your screen; they are highlighted in this diagram for instructional purposes.

The **MSF DOES NOT provide refunds** if you elect to use your credit card instead of the Coupon Code provided by your hands-on provider.

When the **Total Amount Due: \$0.00**, proceed to the **Student Release Section** on the bottom half of the page and follow the instructions in **Step 8**.

Student Release: Read and Accept

8. In order to complete the registration, you must read and agree to the **Student Release** by checking the **'I Accept'** box. To activate that checkbox, you must first read the release by **scrolling to the bottom of the inset document**.



The screenshot shows a scrollable document with the following text:

participating in this Motorcycle eCourse, I, on behalf of myself, my personal representatives and my heirs, hereby assume all risks and all responsibility, and agree to release the Safety Course Providers for any injuries, losses and/or damages arising from the use of motorcycles, including those caused solely or in part by the negligence of the Safety Course Providers, or any other person.

I agree and understand that, on behalf of myself, my personal representatives and my heirs, I am relinquishing any and all rights I now have or may have in the future to sue the Safety Course Providers for any and all injury, damage, or death I may suffer arising from my use of motorcycles, including claims based on the Safety Course Providers' negligence.

I HAVE READ THIS RELEASE AGREEMENT AND BY CLICKING ACCEPT I AGREE TO ASSUME ALL RISKS AND RELEASE THE ABOVE-NAMED SAFETY COURSE PROVIDERS FROM LIABILITY FOR PERSONAL INJURY, PROPERTY DAMAGE OR WRONGFUL DEATH ARISING FROM THE USE OF MOTORCYCLES AND CAUSED BY NEGLIGENCE OR ANY OTHER CAUSE. I have had the opportunity to read this release agreement, indemnification, and hold harmless agreement, that you understand them, and that you agree to be bound by them.

I Accept
(Scroll to the bottom of the agreement to enable the checkbox.)

I would like the Motorcycle Safety Foundation to contact me about other MSF rider education, training and safety programs.

Total Amount Due: \$0.00

Confirmation Email Address:

Annotations: Red arrows with the number '8' point to the top and bottom of the scrollable area. A red circle highlights the scrollbar on the right side of the document.

If you cannot click on the **'I Accept'** box, make sure you have scrolled to the end of the waiver (and not just the bottom of the Enrollment page).

Student Release: Accept, Confirm and Complete

9. Make sure the 'I Accept' box is checked.



BY CLICKING ACCEPT, I AGREE TO BE BOUND BY THIS AGREEMENT

By clicking 'I Accept' you confirm that you have read this release, indemnification, and hold harmless agreement, that you understand them, and that you agree to be bound by them.

I Accept
(Scroll to the bottom of the agreement to enable the checkbox.)

I would like the Motorcycle Safety Foundation to contact me about other MSF rider education, training and safety programs.

Total Amount Due: \$0.00

Confirmation Email Address: madmotor@maildrop.cc

Verify Confirmation Email Address: madmotor@maildrop.cc

Previous Step

Complete Registration

The screenshot shows a registration form with three numbered callouts: a red arrow with the number 9 pointing to the 'I Accept' checkbox, a red arrow with the number 10 pointing to the 'Previous Step' button, and a red arrow with the number 11 pointing to the 'Complete Registration' button.

10. Enter your email address in the required confirmation fields. You will be entering it twice.

11. Click on **Complete Registration**.


Your *eCourse* Login Credentials


- 12.** On your enrollment confirmation page, scroll down until you find your user login (it will be your email address), your **eight** character password (this time all the letters will be lowercase), and the *eCourse* login site elearning.msf-usa.org

WRITE DOWN YOUR LOGIN INFORMATION OR PRINT THIS PAGE!

Please Read Carefully And Completely!

Thank you for registering for a MSF course. A confirmation email will be sent to your email address shortly.


Street Strategies *eCourse* 

Username	mward@maildrop.cc
Password	m7ekdx7e
<i>eCourse</i> Website	http://elearning.msf-usa.org/ 

Thank you for registering for the Street Strategies *eCourse*. Upon completion of the *eCourse*, you will be able to print a completion certificate that is valid for 30 days. If you are taking the *eCourse* as a requirement of a hands-on training course, the *eCourse* must be completed less than 30 days prior to the class start date.

If you have completed the *eCourse* more than 30 days before the class start date, you must re-take the *eCourse* (you can re-take it for free) by logging into the *eCourse* server and checking the "Start new attempt" checkbox.

If you already have an *eCourse* account because you have taken an other MSF *eCourse*, please log into your existing account using your current login information. If you do not remember your password for your account, please click on "ForgotPassword?" below to have it reset.

MSF Confirmation Number: BA12759024A 

WRITE DOWN YOUR LOGIN INFORMATION OR PRINT THIS PAGE!

You can click on the website URL to get to the MSF *eCourse* Server Login Page.

<https://elearning.msf-usa.org>

Enter your Username (email address) and Password (8-characters, all letters in your password will be lowercase).

Click on **Log in**.



How to Log in if You Can't Find Your Confirmation Information

If you accidentally closed your confirmation page without saving the information, don't worry, you **will receive a duplicate copy via email**.

If you don't see it in your Inbox, make sure to **look in both your Spam and Trash folders** for an email from noreply-res@msf-usa.org

If you cannot locate the email, and you closed your confirmation page without saving your password, you can use the **'Forgot your username or password?'** option on the [MSF eCourse login page](#). The email address you used during the enrollment process will be your username.

You can always email or call the MSF eCourse Support Desk for assistance.

Email msfsupport@msf-usa.org

Phone 949 727 3227 x 3158

Hours Monday – Friday 8:30 am – 5:00 pm Pacific Time
CLOSED WEEKENDS